



BLUESPIN OUTBOARD 8kW Motor (1 x 8kW)

Data Sheet

Description

The BlueSpin Outboard 8kW propulsion system is an add-on electric solution designed to effortlessly integrate onto the transom of boats whether they are newbuilds or undergoing refit.

It allows any kind of boat to have an hybrid propulsion enjoying both combustion engines and electric motors.

Key features

The BlueSpin Outboard offers numerous advantages:



Propulsion unit

- Electric motor
- Retractable
- 360° maneuverability
- Compact design



Use

- Silence
- No vibration
- Zero emissions
- Reactive & intuitive control



Integration & maintenance

- Quick & easy installation
- No structural modification
- Low maintenance
- Newbuild or refit

Components

- **Propulsion Unit:** BlueSpin Outboard 8kW
- **Power Unit:** 1
- **CCU (Communication and Control Unit):** 1
- **Command Panel:** 1
- **Software HMI (compatible with main MFD manufacturers)**
- **Cables set**
- **Documentation**

Applicable harmonized standards

EN ISO 16315 : 2016 - EN ISO 25197 : 2020
EN ISO 13297 : 2021 - EN ISO 11192 : 2018
EN ISO 8846 : 2017

Directives

Directive 2013/53/EU Recreational Craft Directive - Directive 2014/30/EU

Technical data

- Input power (kW): 8
- Equivalent combustion engine (hp): 15
- Rated voltage (V): 52
- Rated current (A): 170
- Max current surge (A): 210
- Max Speed (rpm): 2000
- Motor temperature sensor type: PT1000
- Power & control motor cables length (m): 2,5
- Propulsion Unit weight (kg): 43
- Static thrust: 110kg
- Turbine IP rating: IP68 - Sea water resistant

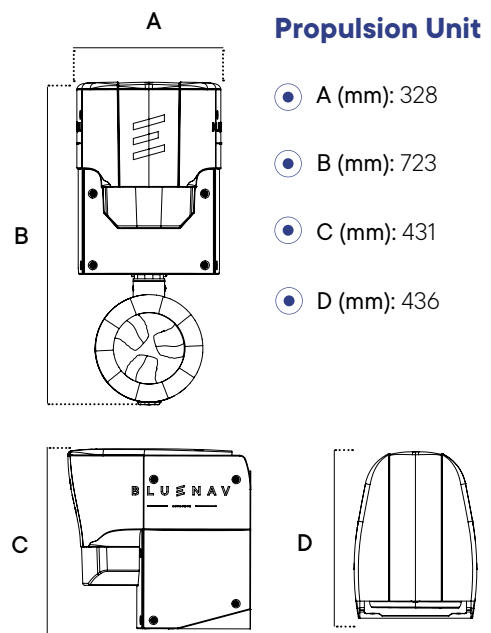
Storage

- Temperature: between 5°C and 40°C
- Relative humidity: 60% maximum

WARNING. Covers not definitive.

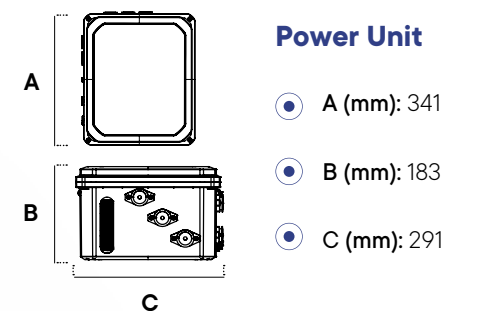
Data may change in the future.

Dimensions



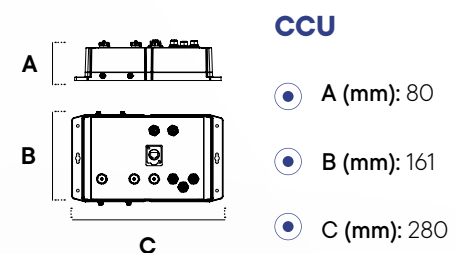
Propulsion Unit

- A (mm): 328
- B (mm): 723
- C (mm): 431
- D (mm): 436



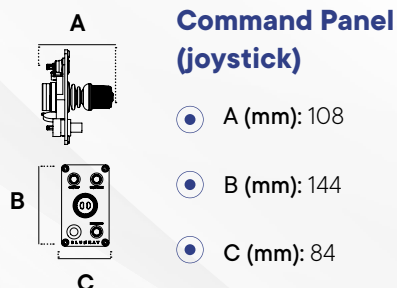
Power Unit

- A (mm): 341
- B (mm): 183
- C (mm): 291



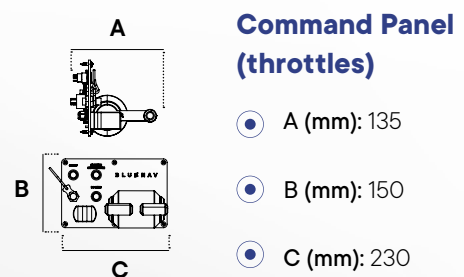
CCU

- A (mm): 80
- B (mm): 161
- C (mm): 280



Command Panel (joystick)

- A (mm): 108
- B (mm): 144
- C (mm): 84



Command Panel (throttles)

- A (mm): 135
- B (mm): 150
- C (mm): 230

Patents and pending patents protected and Trademarks registered.

This data sheet and the information it contains is believed to be accurate as of the date of printing. However, no warranty or representation, express or implied, is made as to its accuracy or completeness. Users are advised to ensure that they refer to the latest version of this data sheet. All products, services and information supplied are provided under our standard sales conditions. You should consult our local representative if you require any further information.

BLUENAV - 80 av. du Général Leclerc - 33260 La Teste-de-Buch - France - contact@bluenav.com - www.bluenav.com