

B L U  N A V

—  ARCAHON  —



# Table of Contents

- BlueNav's Vision ..... 5
- Our Team ..... 6
- Empower your Journey ..... 8
- The BlueNav Solution ..... 10
- Software ..... 12
- Hardware ..... 14
- Range of Motors ..... 16
- New 11 kW ..... 18
- Precision+ GPS ..... 21
- 3D Joystick ..... 22
- Whale Design Fins ..... 23
- Use Cases ..... 24
- They've Gone Blue ..... 26
- Customer Testimonial ..... 28
- Contact ..... 30



# BlueNav's Vision



## Our Origins

BlueNav was born in Arcachon, inspired by the fragile beauty of the Bay. Our conviction is simple: preserve this unique environment while keeping the freedom of navigation intact.



## Experts in Smart Navigation

Our expertise focuses on maneuvers and low speeds, moments that represent nearly 30% of total time at sea. These phases, such as port entries and exits, or delicate approaches, demand precision, safety, and fluidity; which we reinvent thanks to our innovative technology.



## A Redefined Experience

BlueNav enhances every moment on the water: easy docking, smooth and silent cruising, and total peace of mind. Designed as a complementary propulsion system, a true backup at sea, it works alongside the main combustion or electric engine to ensure safety, precision, and freedom. Enjoy an intuitive, stress-free experience at all times, and freely access protected areas. Navigate differently, in harmony with nature.

# Our Team

At BlueNav, we are a crew of passionate innovators united by a single mission: protect our oceans and make navigation simpler and smarter.

From engineers and designers to marketers and customer experts, our team brings together diverse expertise in hardware, software, and user experience. Each of us shares the same belief: technology should serve the boater, not the other way around.

Proudly based on the Arcachon Bay in France, we design, develop, and manufacture all our products locally. Responsible sourcing is at the core of our process: more than 30% of our motors' value comes from our regional suppliers and 98% within Europe, reducing transport footprint and supporting local ecosystems. This hands-on approach ensures uncompromising quality, seamless integration, and authentic French craftsmanship.

Every detail, from our advanced electric propulsion systems to our intuitive navigation software, is conceived with one goal in mind: to deliver a simple, enjoyable, and environmentally responsible experience on the water.



# Empower your journey with BlueNav



## Fuel savings & reduced emissions

### Mono vs Twin combustion configuration

Choosing a single combustion engine combined with electric propulsion enables a 20–40% reduction in emissions and fuel consumption.

### Low-Speed electrification (10–30% of usage)

Switching to electric power for low-speed operations cuts emissions by an additional 5–15% while also reducing maintenance costs.



## Enhanced safety & lower risk at sea

### “Back-Home” security

Our hybrid architecture ensures a safe return in the event of combustion engine failure, a major advantage considering that two-thirds of life savers at sea interventions are engine-related. This reduces emergency risks and related costs.

### Superior maneuverability & lower damage costs

Smart Navigation features drastically reduce docking errors, resulting in lower repair expenses and potential insurance savings.



## Access to Marine Protected Areas

Electric low-speed navigation opens access to MPAs and restricted zones, offering boaters exclusive, high-value experiences in preserved environments.



## Financial advantages & public incentives

Electric and hybrid systems can help lower or eliminate certain environmental taxes, while also making your vessel eligible for decarbonization grants and subsidy programs.

These financial incentives significantly accelerate the return on investment of the hybridization.



## BlueNav x Professionals: happier customers & healthier crews

Delivering a smoother, quieter and more controlled navigation experience directly benefits tourism and charter professionals. Electric low-speed operation enhances customer satisfaction and opens new commercial opportunities, while also improving working conditions for the crew.

### Benefits for your business:

- Higher occupancy rates
- Premium, memorable on-water experiences
- New services such as sunset or aperitif cruises
- Increased revenue and new income streams

### Benefits for your crew:

- Reduced stress during low-speed or patrol phases
- Less noise and vibration
- Lower physical fatigue and improved well-being
- A more comfortable and sustainable working environment

# The BlueNav Solution

## A new standard in Smart Navigation

Designed for motorboats up to 18 tons, our solution embodies the perfect blend of cutting-edge innovation and elegance at sea.

Unique on the market, BlueNav integrates intelligent piloting software offering more Autopilot, Docking and Positioning options than any other system, an ultra-intuitive joystick for instant control and a retractable electric motor preserving the performance of the primary motorization.

While navigating at low speeds (0-5 knots), boaters experience something truly incomparable: absolute silence, outstanding maneuverability, and advanced navigation assistance.

Thanks to intelligent connectivity and proactive support, BlueNav guarantees a seamless and consistently optimized navigation experience.

HMI + Software Interface  
(MFD not included)



Control Panels



Power Units



Battery + BMS  
+ Charger (optional)



Communication  
& control Unit

Electric Motors



# Software

## Boating freedom at the fingertips

The **BlueNav interface**, installed on the multifunction display, centralizes all the essential data: speed, range, battery status and motor power. Thanks to its compatibility with NMEA 2000 systems, it simplifies navigation by grouping all key information in one place and enables one-touch software features.

**SIMRAD** **GARMIN**  
**FURUNO** **B&G**  
**Raymarine** **LOWRANCE**



New

The **BlueNav App** allows control of the Smart Navigation assistance directly from a smartphone. An intuitive and fully connected experience for total freedom.

## Software features

### POSITIONING

Virtual Anchor™



Dynamic Positioning System\*

Only available with twin motors



Drift Lock




### DOCKING

360° Docking



Lateral Docking

Only available with twin motors



### AUTOPILOT

Speed Regulator



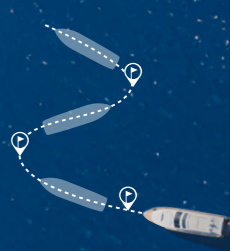
Heading Hold



Course Hold




Waypoint Tracking



\* Only available with the Smart Navigation Premium Pack

# Hardware



# Key Features



Powered by  
RIM DRIVE TECHNOLOGY = B L U E N A V

## Turbine

A hubless permanent-magnet motor providing high thrust for ultra-reactivity and intuitive control, 8 kW and 15 kW available with RDT turbine and 11 kW with the new BlueNav-designed turbine.



## 360° Propulsion

Exceptional maneuverability, rotate 360° on the spot and move precisely in any direction.



## Retractability

Our motors' retractability allows seamless transition from primary to secondary propulsion at the touch of a button. Retract the thruster for drag-free cruising.



## Whale Design Fins

Specially designed by our engineers to optimize propulsion efficiency and energy consumption.



## Control Panels

The standard panel includes throttle levers. The joystick panel allows fingertip steering and propulsion control with buttons for Heading Hold, Course Hold, and RPM Hold.



## Standard 230V Charging

Batteries can be charged from any dock outlet. BlueNav systems operate at 48V to ensure safety.

# Range of Motors

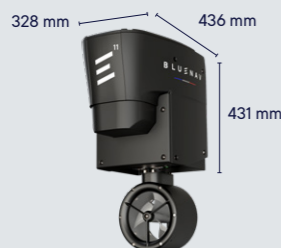
Choose a single or twin-motor setup  
— adaptable to all types of boats.

## Outboard 8kW




Weight: 43 kg

## Outboard 11kW




Weight: 45 kg

## Outboard 15kW



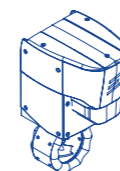
Weight: 78 kg

## Inboard 15kW

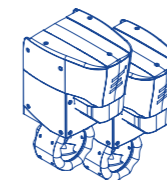


Weight: 74.4 kg

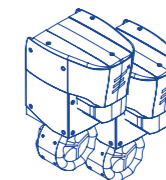
## BlueNav's most popular configurations



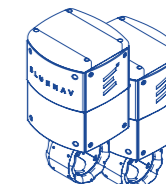
**Outboard  
8 kW**



**Outboard  
8 kW x2**



**Outboard  
11 kW x2**



**Outboard  
15 kW x2**

Power	8 kW	16 kW	22 kW	30 kW
Thrust*	110 kg	220 kg	312 kg	420 kg
Max boat weight	Up to 4 tons	Up to 8 tons	Up to 12 tons	Up to 18 tons
Recommended battery pack	6 - 15 kWh	12 - 30 kWh	20 - 42 kWh	20 - 45 kWh

\*Bollard pull

New


## Introducing the 11 kW Outboard Powered by the New BlueNav Turbine

Our new 11 kW Outboard expands the BlueNav range, keeping a compact footprint while delivering a higher power level with enhanced thrust, precision and control.

This model is equipped with our new in-house BlueNav turbine, engineered for improved efficiency and reduced cavitation, ensuring smoother operation and better performance at all speeds.

The 11 kW gives BlueNav a true mid-range option that opens the door to new types of boats and applications. Available in both single and twin configurations, it expands our ecosystem and bridges the gap between compact 8 kW systems and higher-power needs, offering a reliable and high-quality solution for a wider range of vessels.





New

## Precision+ GPS

### Guided by accuracy

The most precise GPS in its category.

BlueNav Precision+ GPS brings cutting-edge satellite technology to boating, delivering remarkable 20 cm accuracy. Designed for seamless integration and control, it keeps the boat exactly in place, whether mooring, docking, or simply enjoying the moment.



**20 cm accuracy**  
GPS Point

**Best-in-class accuracy**  
Powered by European Galileo  
HAS real-time corrections.



**Seamless integration**  
Fully compatible with NMEA  
2000 systems.

**Easy mooring**  
When paired with BlueNav's  
solution, activate the Virtual  
Anchor to stay still and moor  
smoothly.



## 3D Joystick

### Intuitive by Design

Discover a new way to navigate with the 3D Joystick, offering revolutionary fingertip control. Real-time precision simplifies every maneuver and transforms navigation into a smooth, natural experience, even for new boaters.

With instant responsiveness, every movement results in precise, effortless adjustments for total control. Compatible with all BlueNav configurations as an option, the system adapts to any boat and multiplies its capabilities.



## Whale Design Fins

### Power inspired by Nature

BlueNav's Whale Design propellers draw inspiration from the grace and power of whales.

Through biomimicry of cetacean fins, our engineers have optimized hydrodynamics to achieve exceptional thrust and maximum efficiency in all conditions.

With the new V2 Whale Design fins, we further enhanced the efficiency of our Smart Navigation solutions, especially for Lateral Docking and 360° Docking maneuvers.

Delivering up to +30% forward thrust and +107% reverse thrust, the Whale Design propellers offer unmatched maneuverability and responsiveness: a perfect balance of power, silence, and environmental harmony.

# Use cases

## Choose your setup. Know your range.

Each BlueNav configuration unlocks a unique combination of maneuverability and autonomy.

The table below helps you envision how each setup performs on the water and the duration it can sustain each activity.



	Consumption	Batteries 2 x 3,4 kWh	Batteries 2 x 6,8 kWh
Maneuvers	1 to 2 kW	40min	40min
70% rpm	2 kW	1h	4h
Virtual Anchor	0,2 to 0,4 kW	4h	10h
Full power navigation	8 kW	5min	5min



	Consumption	Batteries 3 x 6,8 kWh	Batteries 4 x 6,8 kWh
Maneuvers	1 to 2 kW	40min	40min
70% rpm	2 kW	3h	4h
Virtual Anchor	0,2 to 0,4 kW	8h	12h
Full power navigation	16 kW	5min	5min



	Consumption	Batteries 3 x 6,8 kWh	Batteries 4 x 7,8 kWh
Maneuvers	1 to 2 kW	40min	40min
70% rpm	3 kW	2h	3h30
Virtual Anchor	0,2 to 0,4 kW	8h	10h
Full power navigation	22 kW	5min	5min



	Consumption	Batteries 4 x 7,8 kWh	Batteries 6 x 7,8 kWh
Maneuvers	1 to 2 kW	40min	40min
70% rpm	5 kW	2h	3h30
Virtual Anchor	0,2 to 0,4 kW	10h	10h
Full power navigation	30 kW	5min	5min

# They've Gone Blue

BlueNav has equipped a wide variety of vessels: motor catamarans, RIBs, dayboats, cabin cruisers, commercial vessels, and houseboats.



**DAILY CRUISE**  
Sunmare 50



Outboard 15 kW x2  
Length 15' / Weight 14'



**WHALE WATCHING**  
Narwahl 1000



Outboard 15 kW x2  
Length 10' / Weight 1,7'



**DAY BOAT**  
Targa 46



Outboard 15 kW x2  
Length 14' / Weight 11'



**DIVING BOAT**  
Moggaro 1 & 2



Outboard 15 kW x2  
Length 15' / Weight 15'



**DAILY CRUISE**  
Bateau Français



Inboard 15 kW x2  
Length 10' / Weight 9'



**DAYBOAT**  
Nantucket



Outboard 8 kW x2  
Length 7' / Weight 2,5'




**SUPERYACHT TENDER**  
Iguana Sport



Inboard 15 kW x1  
Length 9' / Weight 4'



**HOUSEBOAT**  
La Mare Apart L



Outboard 8 kW x2  
Length 11,3' / Weight 7'



**SLOEP**  
Aluship TNDR 670



Outboard 8 kW x2  
Length 6,7' / Weight 1,2'

# Customer Testimonial

## Boat Identity

### Client

Batopei

### Location

Reunion Island

### Activity

Whale Watching

### Mission

Respect marine wildlife by reducing noise, vibration, and pollution.

## Installed Configuration

### Outboard motors

15 kW x2

### Battery capacity

28 kWh

## Usage and Performance Metrics

### Per day

4 x 2 hours

### Energy use

40% electric / 60% combustion

### Capacity used per trip

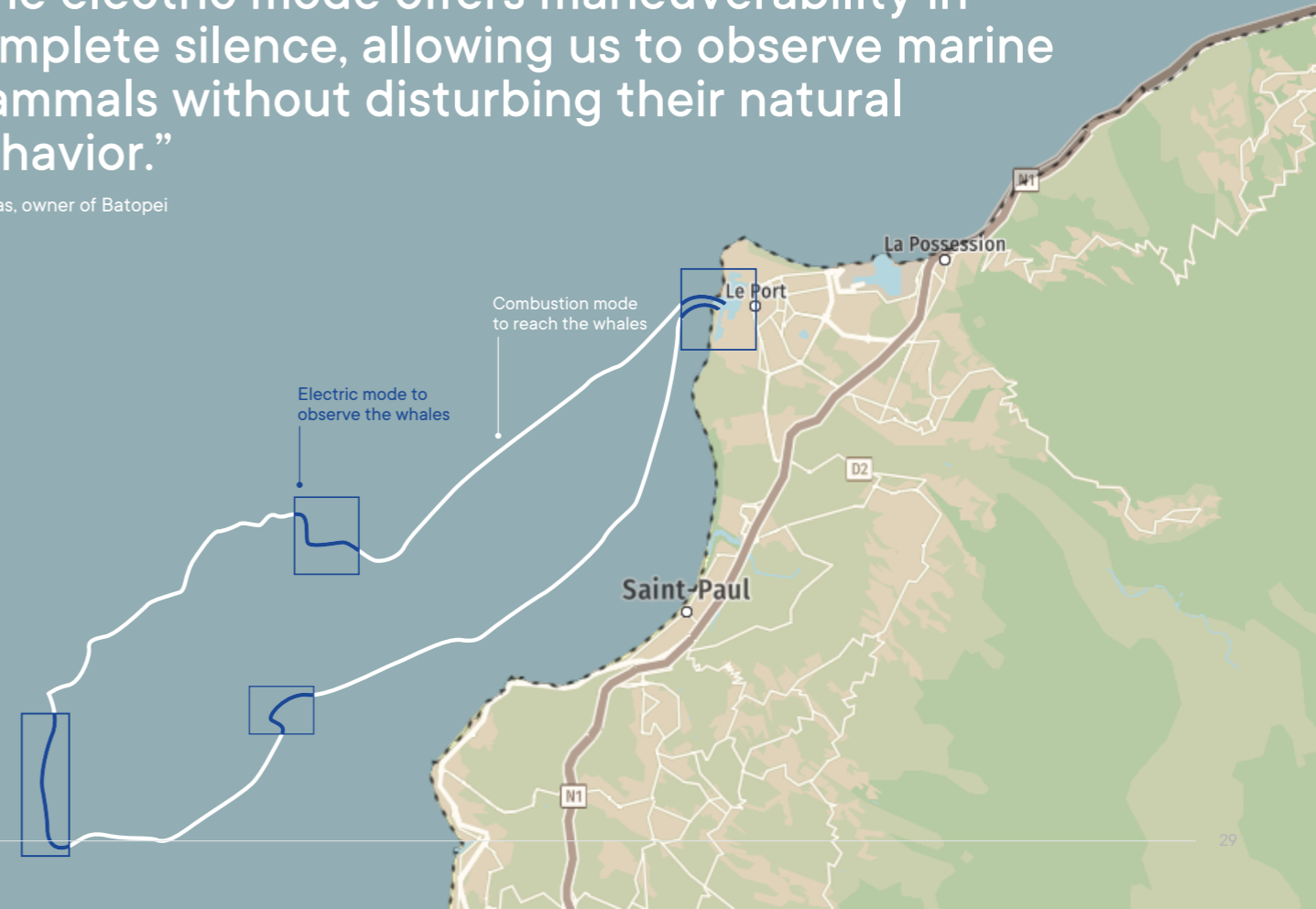
12–20% of total battery

## WHY OUR SYSTEM IS PERFECTLY SUITED

- Environmental Protection: more respectful wildlife observation and reduced emissions.
- Hybrid Navigation: Switch between electric and combustion in seconds.
- Energy Efficiency: Low energy consumption in electric mode.

“The electric mode offers maneuverability in complete silence, allowing us to observe marine mammals without disturbing their natural behavior.”

— Josias, owner of Batopei





Stern view of the Targa 46, equipped with two 15 kW Outboard motors.

## Contact

### BlueNav

80 avenue du Général Leclerc  
Pôle Nautique de la Pointe  
33260 La Teste-de-Buch  
FRANCE

[www.blunav.com](http://www.blunav.com)  
+33 (0)5 56 83 70 25

### Sales

[sales@blunav.com](mailto:sales@blunav.com)

### Customer Support

[support@blunav.com](mailto:support@blunav.com)

### Marketing

[marketing@blunav.com](mailto:marketing@blunav.com)



Scan for more information





**B L U  $\equiv$  N A V**